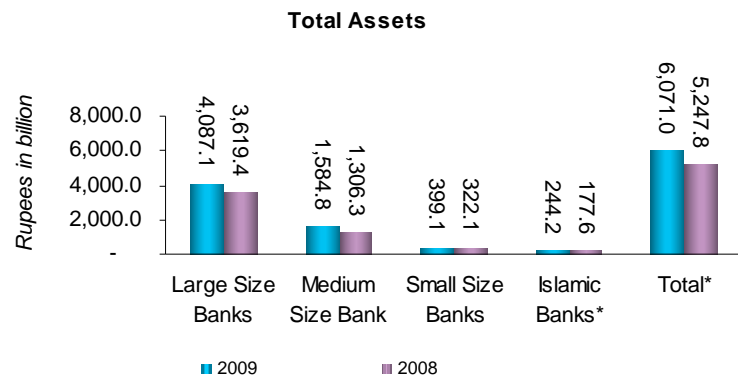




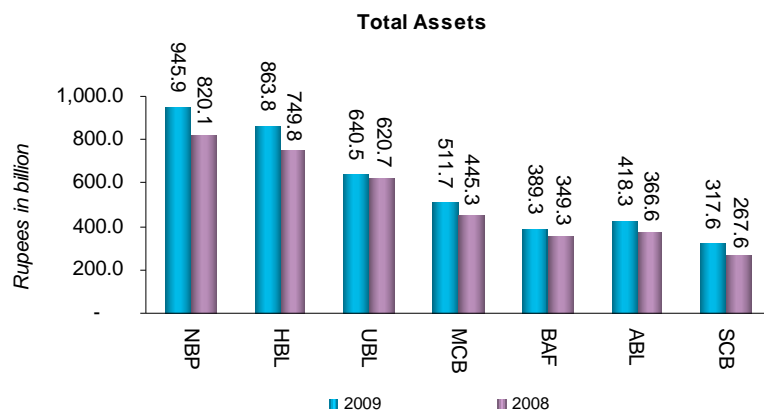
During the year total assets of banks under review have increased by 15.7% from Rs. 5,247.8 billion at 31 December 2008 to Rs. 6,071.0 billion at 31 December 2009. The growth in Large, Medium, and Small Size Banks are 12.9%, 21.3% and 23.9%, respectively.



* Islamic Banks are already included in categories as per size of the banks.

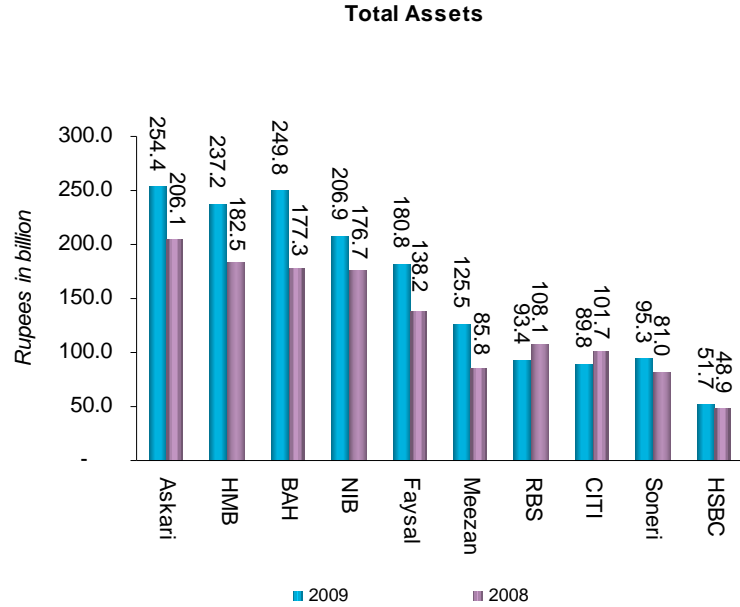
Large Size Banks

The major increase was witnessed in NBP: Rs. 125.8 billion, HBL: Rs. 114.0 billion followed by MCB: Rs. 66.4 billion. In terms of percentage, SCB recorded highest growth of 18.69%. While UBL has recorded lowest growth in terms of both: amount Rs. 19.8 billion and percentage 3.18%.



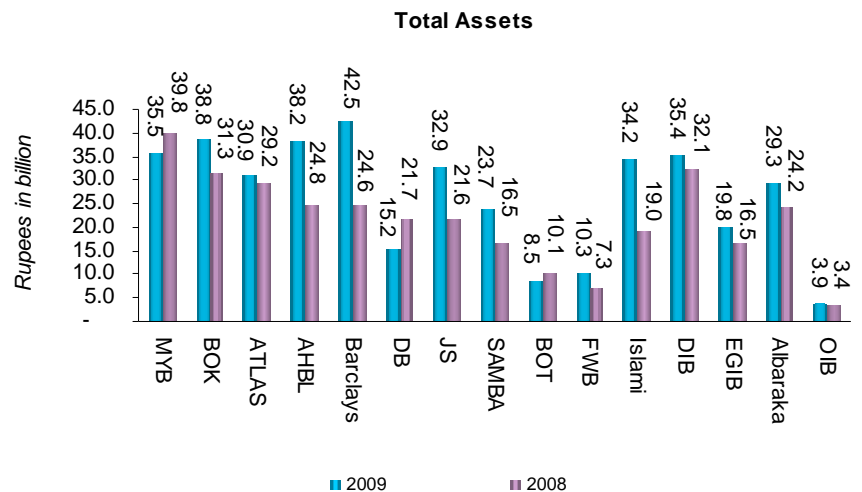
Medium Size Banks

In terms of amount, major increase was witnessed in BAH: Rs. 72.5 billion followed by HMB and Askari of Rs. 54.7 billion and Rs. 48.3 billion, respectively. RBS and CITI are the two banks in Medium Size category, whose assets decreased in 2009.



Small Size Banks

In terms of percentage Islami recorded highest growth of 80.0% followed by Barclays 72.9% and AHBL 53.9%. MYB, DB and BOT recorded a decline in their assets.



Islamic Banks

