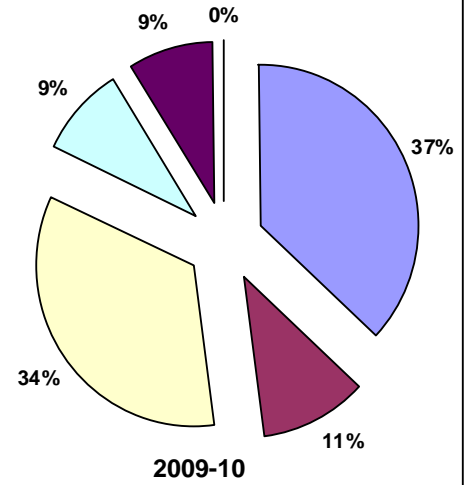
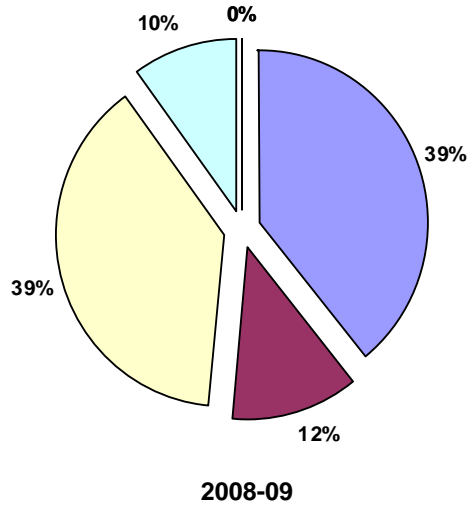


# Budget at a Glance

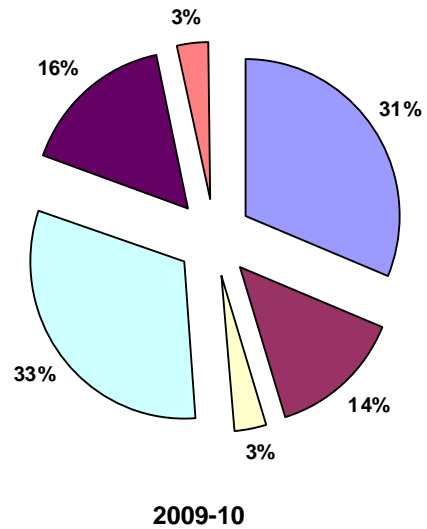
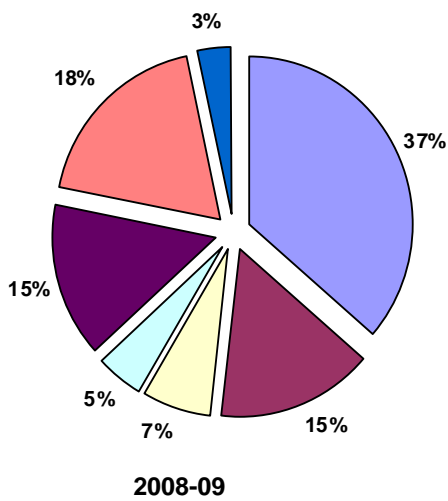
	Budget Estimate 2008-09	Revised Estimate 2008-09	Budget Estimate 2009-10
----- (Rupees in billions) -----			
Tax Revenue			
Direct Taxes			
Income tax	477.0	443.3	536.2
Others	19.0	17.7	21.1
	496.0	461.0	557.3
Indirect Taxes			
Customs	170.0	145.0	167.2
Sales tax	472.0	457.0	515.6
Federal excise	112.0	116.0	137.4
Carbon surcharge on POL and CNG	-	-	134.0
Others	1.4	1.4	1.5
	755.4	719.4	955.7
Total Tax Revenue	1,251.4	1,180.4	1,513.0
Non Tax Revenue	427.8	603.2	513.7
	1,679.2	1,783.6	2,026.7
Less Provincial Share	568.3	559.9	655.2
	1,110.9	1,223.7	1,371.5
Net Capital Receipts	221.3	187.2	190.5
External Receipts	300.2	367.4	510.4
Self Financing by PSDP by Provinces	124.4	123.7	173.0
Change in Provincial cash balance	78.9	37.7	72.9
Privatisation Proceeds	25.1	1.3	19.3
Bank Borrowings	149.0	146.0	144.7
	2,009.8	2,087.0	2,482.3
<i>Expenditure</i>			
Current Expenditure			
General Public Services			
Debt Servicing	619.4	751.6	779.6
Others	310.1	381.0	409.5
	929.5	1,132.6	1,189.1
Defence Affairs & Services	296.1	311.3	342.9
Economic Affairs	201.1	136.7	84.9
Others	66.5	68.6	82.3
	1,493.2	1,649.2	1,699.2
Development Expenditure			
PSDP	472.7	378.9	646.0
Others	43.9	58.9	137.1
	516.6	437.8	783.1
Total Expenditure	2,009.8	2,087.0	2,482.3

## Tax Revenue



Income Tax Customs Sales Tax Fed Excise Carbon Surcharge Others

## Expenditure



Debt Servicing Defence Economic Affairs Capital Account Development General Public Services Others